

Lifting Solutions

Wireless Instrumentation



WIRELESS RCI SYSTEMS

Ideal for construction, offshore oil and gas platforms, drilling rigs, production plants, port, container and other industrial applications

LIFT WITH CONFIDENCE

Trimble's Lifting Solutions Division offers the means to effectively integrate load monitoring and crane indication into construction processes while improving safety. Using the diverse wireless product line, reliably monitor several kinds of load data at once, optimize lifting, movement and load management and operate in the most rugged and demanding environments.

Displays and sensors from Trimble's Lifting Solutions Division include intrinsically safe options for hazardous areas and certifications that meet or exceed jobsite requirements. Many of our multi-sensor displays feature extensive data logging and load chart capabilities for increased efficiency.

For information about our wireless technology and versatile product line, visit lifting.trimble.com

Wireless System Benefits

- ▶ Simple installation and maintenance
- ▶ Wide communication range
- ▶ Remote troubleshooting and technical support available to minimize downtime
- ▶ Retrofit to existing equipment or crane
- ▶ Extremely flexible technology, configurable for a variety of applications

Wireless Product Range

▶ MULTI-SENSOR DISPLAYS



GS820 Display
(CSA Options Available)



GS550 Display
(CSA and Handheld Options Available)



MBR Series Handheld Display
(Cab-Mounted Option Available)



Radio Gateway Router

▶ ANTI-TWO-BLOCK SYSTEM



GS375 Stand-Alone
A2B Display



GS075-B A2B Switch



Mechanical A2B Switch
(Stainless Steel Option Available)

▶ WIND SPEED SYSTEM



GS320 Stand-Alone
Wind Speed Display



GS020 Wind Speed Sensor /
Anemometer



GS026 Wind Speed Sensor /
Anemometer

▶ WEIGHING SENSORS



Line Rider / Tensiometer Series



Load Pin




Load Cell Series

▶ ANGLE | LENGTH | SLEW SENSORS



GS010 Angle Sensor



Cable Reels
(32 ft [10 m] and 140 ft [43 m] Options Available)



GS032 Slew Sensor



SOFTWARE SOLUTIONS

While the use of operator aids is critical to overall jobsite safety, Trimble technology also allows fleet owners and site managers to review and monitor data on-site or in the office using Trimble's software solutions.

- ▶ Trimble's Dashboard software enables users to monitor sensor data on a desktop computer or laptop, featuring a customizable graphic display
- ▶ Using the Gateway Router or GS550 Display, Trimble's Load Cell Communicator software logs load data and generates customized reports for certification, testing, calibration and more
- ▶ Using the Data Logger Viewer software, review data logs to keep up with maintenance, monitor machine operation and, in the case of an incident, review the actions of the operator during and beforehand



Wireless RCI Systems

Trimble's market-proven technology gives crane operators the tools to improve safety on the jobsite.

- ▶ Typical communication range of 4,300 ft (1,300 m)
- ▶ CSA approved options available for hazardous area applications
- ▶ Simultaneously monitor up to 32 sensors, depending on display model
- ▶ Protects equipment by reducing the risk for a dropped load or on-site accident
- ▶ Promote operator awareness by providing real-time load information at the control station




Dashboard Software

Applications

Trimble's crane instrumentation is as versatile as crane and lifting equipment is. Utilize Trimble's wireless technology in a range of applications, for example:

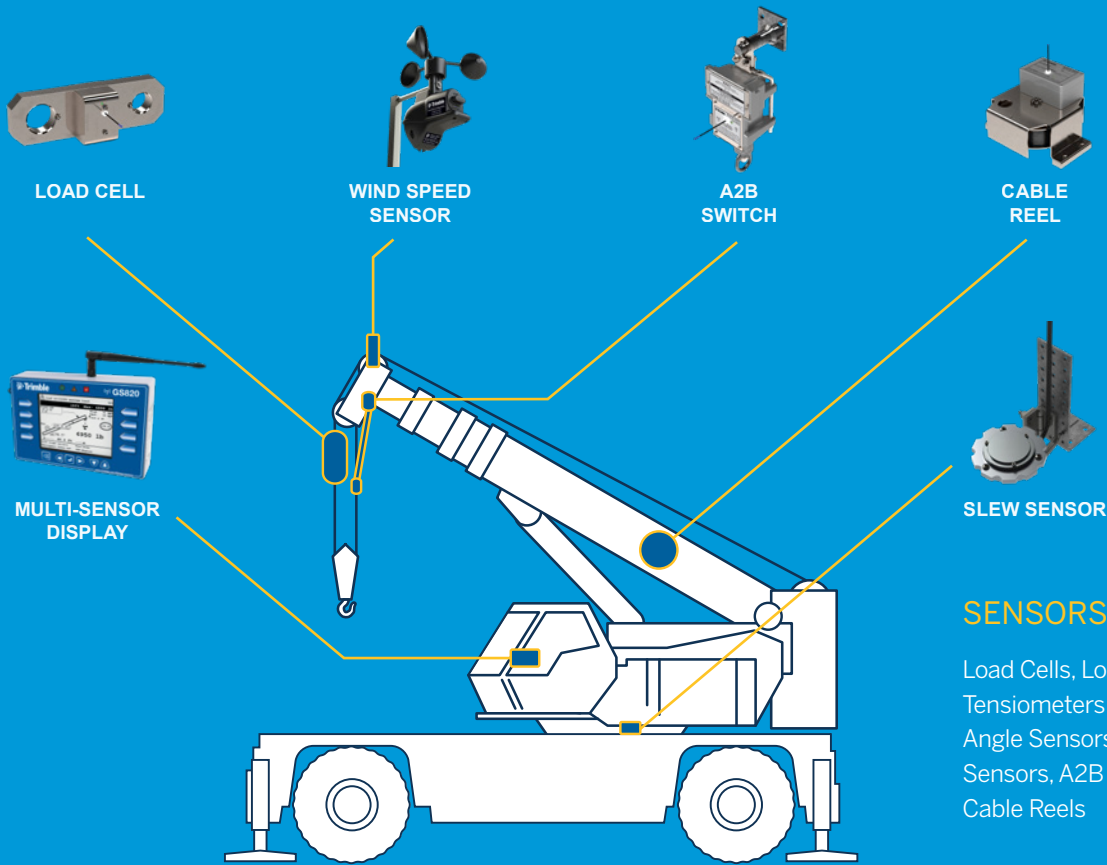
- ▶ Monitor load on a construction site based on load chart data programmed into the display, with sensors triggering audible and visual alarms as the operator reaches the rated capacity
- ▶ Operate more safely in severe high-wind risk areas, allowing the operator to adjust based on wind speed and wind gust measurements
- ▶ Avoid accidents caused by two-block incidents in offshore applications using hazardous-area certified systems, alerting the operator when the hook block approaches the boom tip



Trimble: Transforming the Way the World Works

Trimble provides the tools and support needed to improve safety in crane and lifting applications, including load monitoring and other operations.

Contact Trimble's Lifting Solutions Division today for more information about the diverse range of wireless crane and lifting solutions available for overhead, lattice boom, tower, all terrain cranes and a wide range of other machinery.



SENSORS AVAILABLE:

Load Cells, Load Pins, Tensiometers / Line Riders, Angle Sensors, Wind Speed Sensors, A2B Sensors, Cable Reels

lifting.trimble.com

AMERICAS
TLS_Americas@trimble.com
+1-888-819-4355 Toll Free Phone
+1-281-664-1330 Phone

EMEA
TLS_EMEA@trimble.com
ANZAPAC
TLS_ANZAPAC@trimble.com

WORLDWIDE TECH SUPPORT
TLS_TechSupport@trimble.com

Trimble Dealer Address

© 2019, Trimble Inc. All rights reserved. Trimble and the Globe & Triangle logo are trademarks of Trimble Inc., registered in the United States and in other countries. All other trademarks are the property of their respective owners.