

Minetruck[®]

T1601M / T1601C

DIESEL



Articulated
low profile



Tier IV Engine
CE



Best comfort
& Ergonomy



Better visibility
in both directions

15/18 TON MINE TRUCKS
DIFFERENT ENGINES, DIFFERENT PERFORMANCES

 **Aramine**
Groupe Melkonian

mineTruck[®]

T1601C

ELECTRONIC DIESEL

CUMMINS
ENGINE
TIER IV

CANBUS
SYSTEM with
DCS*

*Data Collect System

OPEN or
ENCLOSED
CABIN



FROM 12m² TO 18m² GALLERY SECTION

Safety and reliability are at the heart of Aramine's products making our mine trucks a reference in the field.

Developed for small to medium sections, our 15ton and 18ton mine trucks are designed for the toughest applications, in two different versions; mechanical and electronic.

mineTruck[®]

T160IM

DIESEL

DEUTZ
AIRCOOLED
ENGINE

OPEN
CANOPY
WITH SIDE
SEATED
OPERATOR

FULLY
MECHANICAL
NO
ELECTRONICS



ARTICULATED LOW PROFILE DUMPTRUCKS

In contrast to the T160IC, our T160IM mine truck is a mechanical version for miners who prefer working with simple technology and avoid electronic.

SHARED SPECIFICATIONS

CAPACITIES

Empty weight	17 000 kg
Payload	15 000 kg
Or with 16,00R25 & 2,150mm width	17 000 kg
Dump box range	7.5 to 9.5m ³
Volume, S.A.E Heaped standard	7.5m ³
Volume, S.A.E Struck	6.7m ³
Length	8 596 mm
Box height (raised)	4 610 mm
Width, vehicle	2 000 mm

TIRES

- Tubeless, Nylon, Regular tread design for underground mine service. On demountable rims.
- Tire size, Front & Rear: 14.00 R24

OSCILLATION

- On demountable rims. Front Axle, oscillating with ORKOT type bushing
- Degree of oscillation: Total 16° (8° each side)

AXLES

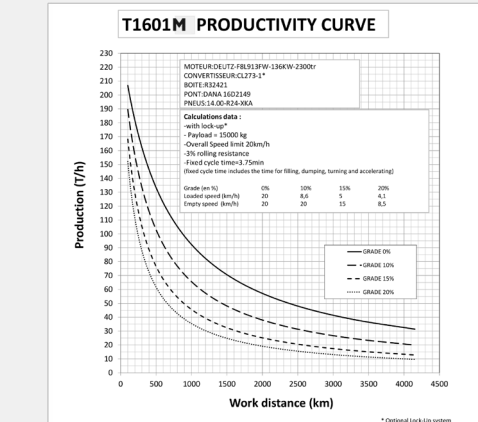
- Planetary Drive Axle with Liquid Cooled Posi-Stop brakes Dana .16D Series

STEERING

- Articulated Frame Hydraulic Steering.
- Turning Angle 84° (42° each way)
- System Pressure 180 bars
- Orbital type steering wheel

BRAKES

- Service: Posi-Stop Forced Cool System
Spring Applied Hydraulically Released in each wheel end
- Parking & Emergency : same as service in each wheel end, manually applied by push button.
- Auto Brake Apply in case of:
Hydr Press loss, Transm Press loss, Elect failure.



T1601M SPECIFICATIONS

ENGINE

- Deutz Diesl F8L-413FW Air Cooled V8
- MSHA Power Rating @ 2300 rpm 136kW/185P
- Max Torque @ 1,500 rpm 650 Nm
- Displacement 12.8L

TRANSMISSION

- Dana R-32000 Series
- Fully Power Shift Transmission
- Manual Gear Shift electrical control
- 4 Speeds Forward, Reverse

TORQUE CONVERTER

- Dana CL 270 Series
- Single stage

ELECTRICAL SYSTEM

- 24 Volt Starting, 24 Volt Accessories
- Fully sealed electrical system with replaceable harnesses

FRAME

- Strong welded frame with operator's compartment and DEUTZ Air Flow built-in.

OPERATOR'S COMPARTMENT

- Side seated operator with ergonomical controls, for better visibility in both direction.
- Orbitrol wheel steering.
- Dashboard with all controls & indicators.
- Operator seat with suspension & safety belt.
- Armrest built in cab for high ergonomy and perfect operator position.
- Mechanical gear shift, electric pilot control

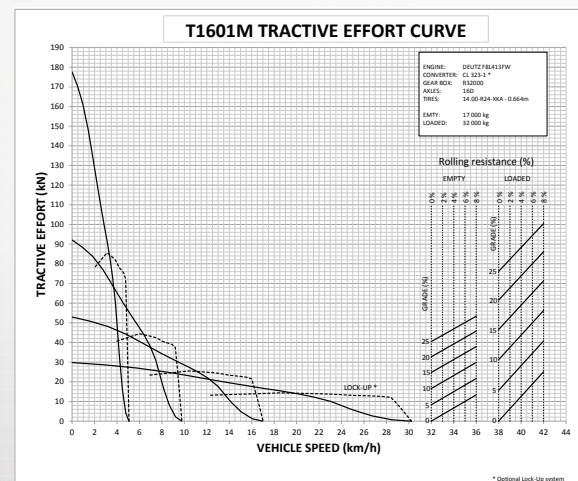
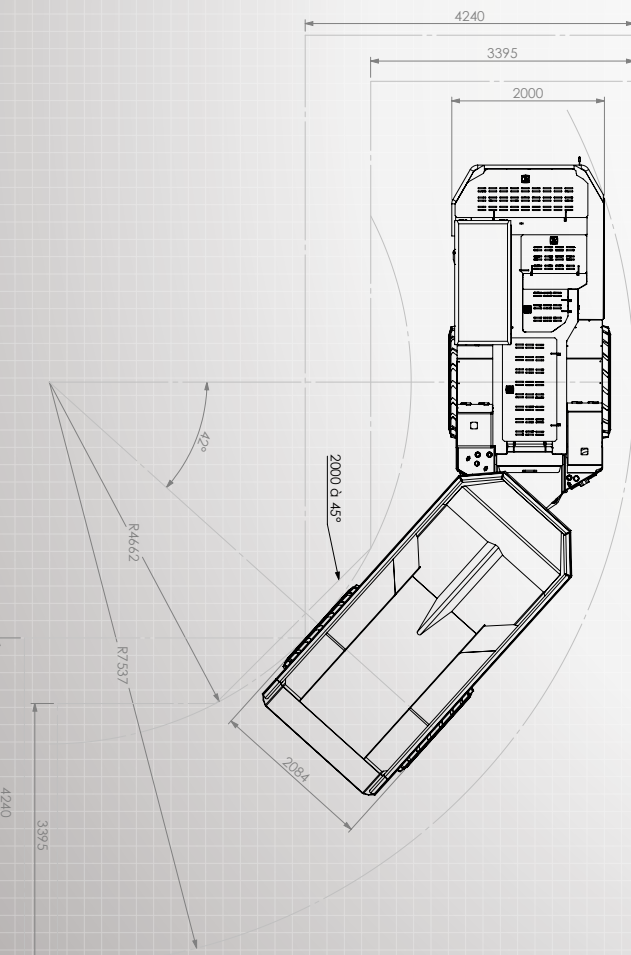
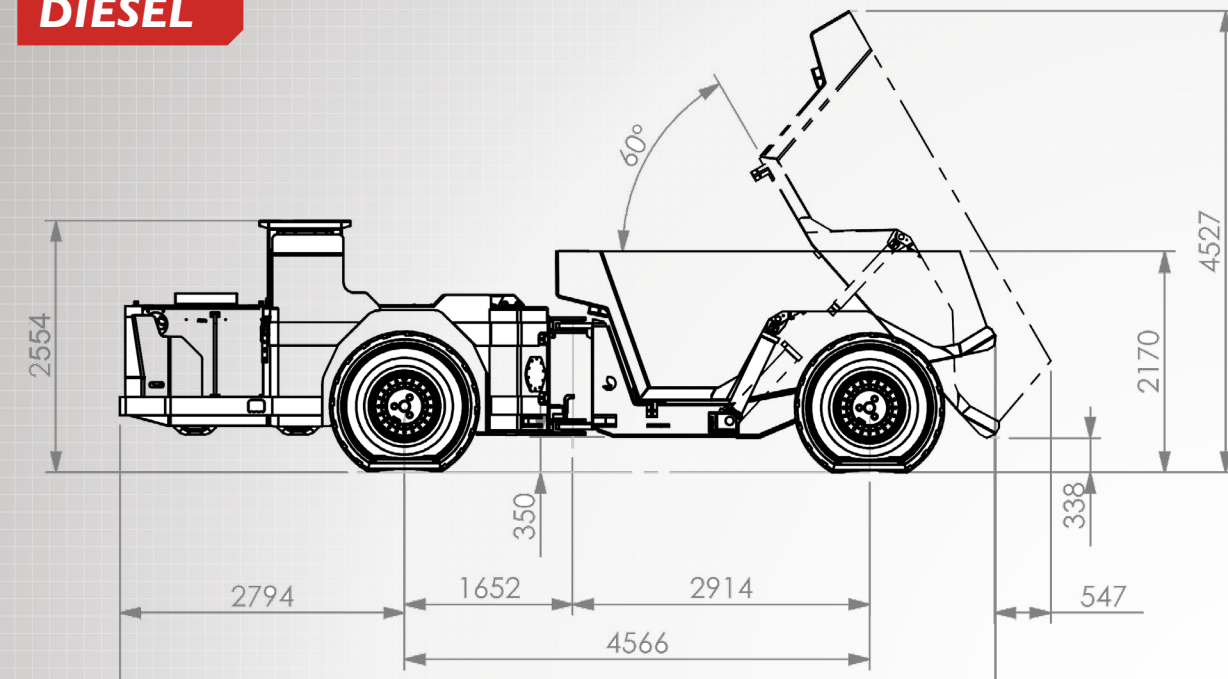
DISCHARGING

- Time: 14 seconds

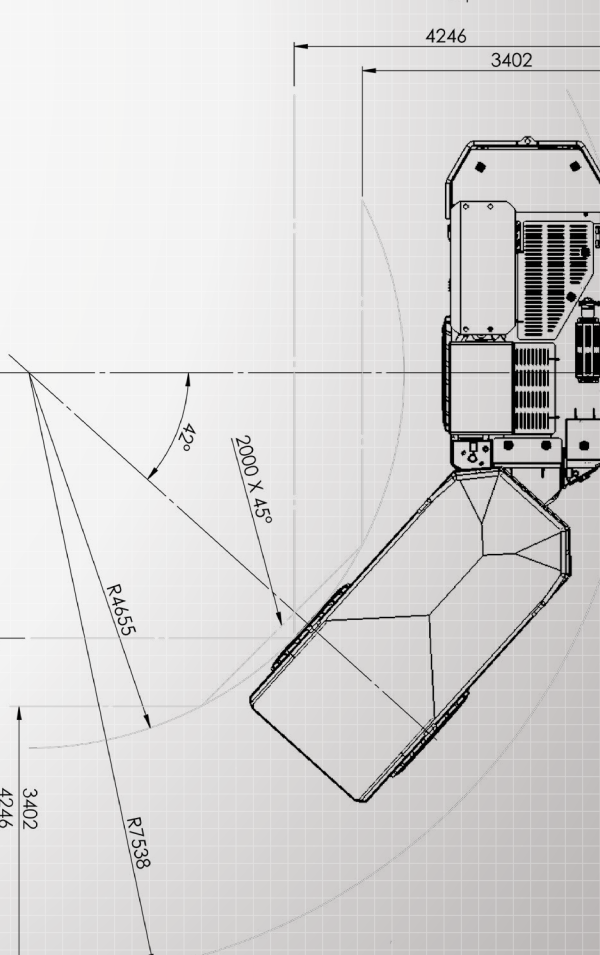
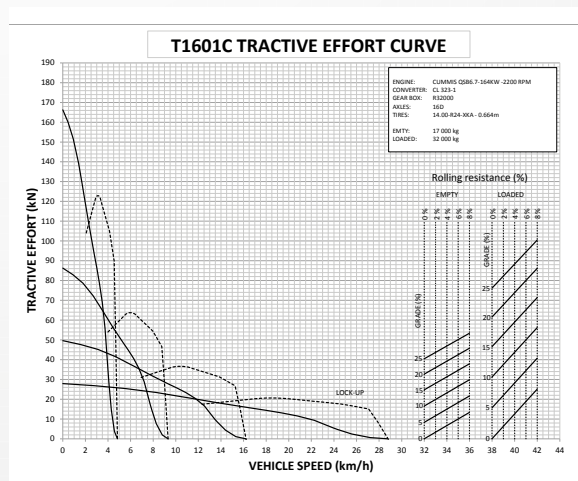
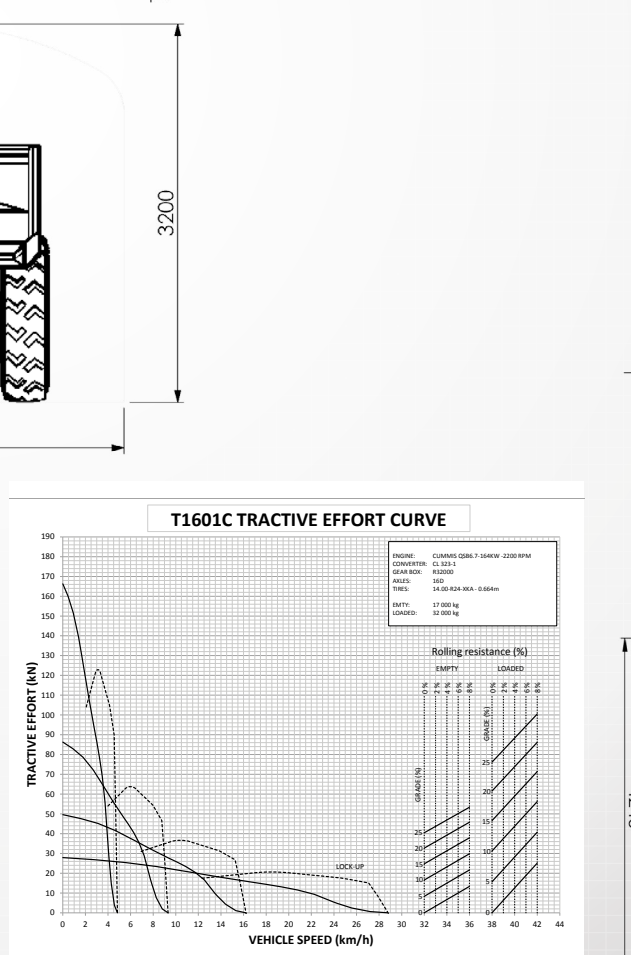
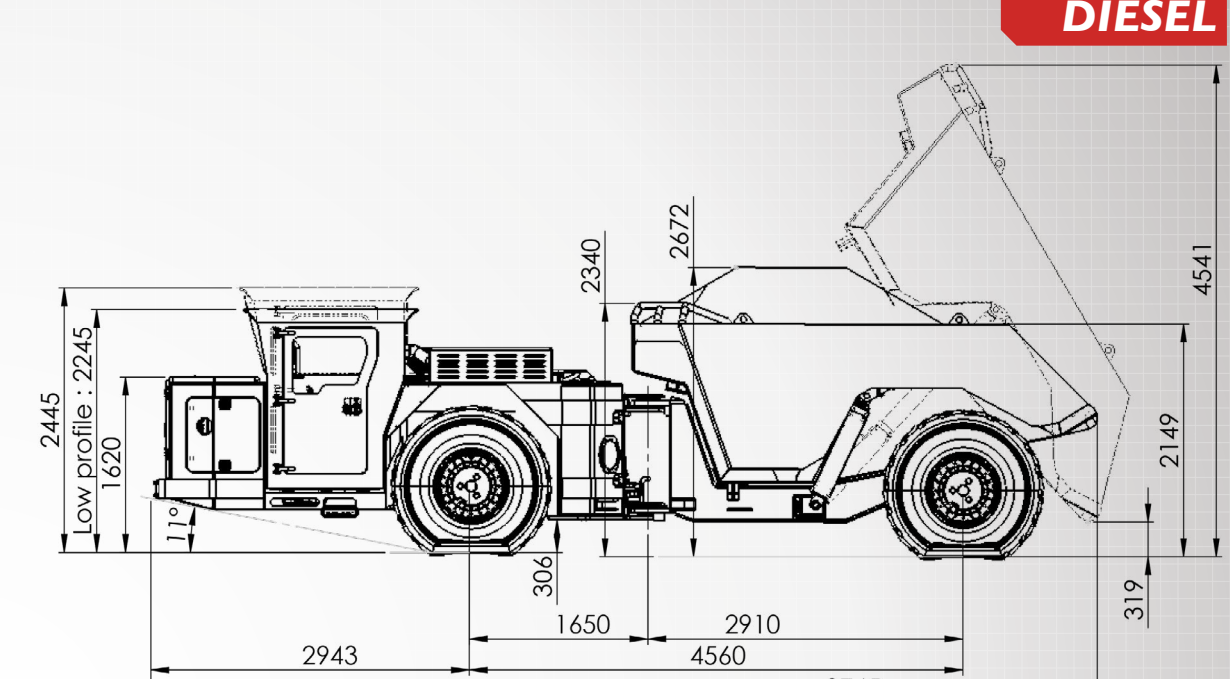
OPTIONS

- 17 tonnes, X-tram Cap (include larger wheels 16,00x25 & width 2150 mm)
- Engine brake system
- Converter lock-up system (manual actuation)
- Fire suppression system ANSUL
- Auto Lube system
- DumpBox with automatic tailgate
- Cement mixer drum (5 to 8 m³)
- DumpBox without front balcony for limited dumping height

mineTruck[®] T1601M DIESEL



mineTruck[®] T1601C DIESEL



T1601C SPECIFICATIONS

ENGINE

- Cummins tier 3 QSB6.7
- MSHA Power Rating @ 2200 rpm 164kW/220HP
- Max Torque @ 1,500 rpm 959 Nm
- Displacement 6.7L
- Option - Cummins Tier IV

TRANSMISSION

- Dana R-32000 Series
- Fully Power Shift Transmission
- 4 Speeds Forward, Reverse
- Automatic Gear Shift electrical control & Auto

TORQUE CONVERTER

- Dana CL 323.1
- With automatic lock-up

ELECTRICAL SYSTEM

- 24 Volt Starting, 24 Volt Accessories
- Fully sealed electrical system with replaceable harnesses
- Canbus type System for easy monitoring, and control of each function. Automatic Roady truck.

FRAME

- Strong welded power frame with independant rubber
- Mounted cabin, well protection and accessible water
- Cooled Engine and radiator cooling system.

OPERATOR'S COMPARTMENT

- Fully enclosed Low Profile cabin with sound suppression, pressurisation Air cooled, heater, wind shield washer and wipers.
- Orbitrol wheel steering.
- Dashboard with all controls & indicator screen.
- Operator seat with suspension & safety belt.
- Armrest built in cab for high ergonomy and perfect operator position.
- Automatic gear shift and converter lock-up activation.

DISCHARGING

- Time: 12 seconds

OPTIONS

- Tier IV/Phase 5 Cummins Engine with CE certification
- Fire suppression system ANSUL
- Auto Lube system
- Dump box tail gate
- Cement mixer drum (5 to 8 m³)
- Enclosed pressurized cabin with AirCooled and Heater
- DumpBox with automatic tailgate
- DumpBox without front balcony for limited dumping height
- Rubber mounted open cabin

SHARED SPECIFICATIONS

EXHAUST CONDITIONNER

- Catalytic Purifier, Plus Exhaust Silencer

HYDRAULIC SYSTEM

- Cylinders Double Acting with Chrome Plated Stems
- Steering Cylinders (2) Diameter: 110mm
- Hoist Cylinders (2) 2 Stages
- First stage Diameter 140 mm
- Second stage Diameter 95 mm
- Pumps: heavy duty gear type for steering/dump/brake
- Filtration Suction Line: 25Micron

VEHICLE SPEED

- Forward or Reverse with 3% rolling resistance

Gear	1st	2nd	3rd	4th
Speed in km/h	4.5	8.1	13.8	21.5

LED type lights

- Intuitive and ergonomic controls from joystick buttons for: Direction, Lights, Horn, and any option

DUMP BOX

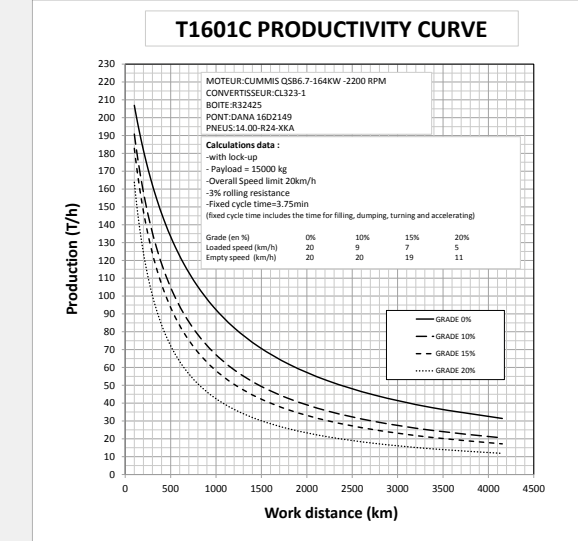
- Strong welded Box with angled corner for better protection, smooth interior for easy material unloading.

- Rear tailgate type to avoid material spilling during tramping.
- Optional rear mechanical tail gate to increase capacity and avoid material spillage on grade.

- Optional telescopic DumpBox for unloading on low back height or backfilling application.

TANK CAPACITY

Fuel	220 L
Hydraulic Oil	210 L



YOUR OFFICIAL AUSTRALIAN DISTRIBUTORS



www.SITECHWA.com.au
Sales@SITECHWA.com.au
08 9392 7700

PERTH

1/8 Hasler Road
Osborne Park WA 6017



www.SmartTechAustralia.com.au
Reception@SmartTechAustralia.com.au
1800 655 860

BRISBANE

4/29 Links Avenue North
Eagle Farm QLD 4009

TOWNSVILLE

11-13 Casey Street
Aitkenvale QLD 4814

SYDNEY

13/7-9 Progress Circuit
Prestons NSW 2170

MELBOURNE

11B The Crossway
Campbellfield VIC 3061

TASMANIA

PO BOX 315
Newstead TAS 7250



Aramine joins the Global Compact of the United Nations and is committed to develop its Social Responsibility

